



**Zonr.**<sup>TM</sup>



# Quick Overview

**People are your most important asset. Zonr keeps them safe.**





**135 people**  
were killed in work-related  
accidents in 2022/23

29 were hit by a moving object  
9 were hit by moving machinery  
20 were struck by a moving vehicle  
12 were trapped as something collapsed or overturned


---

**Zonr protects people by alerting them  
when they're too close to dangerous plant**

(HSE.GOV.UK)



**Zonr creates a virtual barrier around your plant**

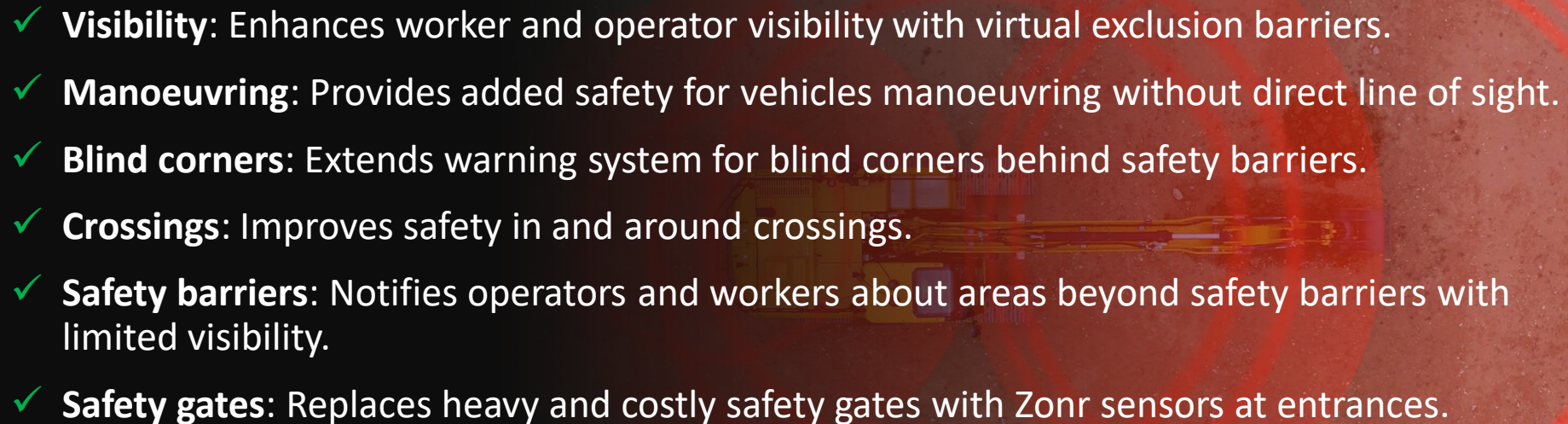


<p><b>Operators and personnel are alerted</b></p>	<p><b>When someone ventures inside the zone</b></p>
---	---



A close-up photograph of a person's arm wearing a black Zonr wrist device. The device has a small digital display showing the word 'Zonr' and some numerical data. The person is wearing a high-visibility green safety vest.

## How Zonr Practically Enhances Safety

- ✓ **Visibility:** Enhances worker and operator visibility with virtual exclusion barriers.
  - ✓ **Manoeuvring:** Provides added safety for vehicles manoeuvring without direct line of sight.
  - ✓ **Blind corners:** Extends warning system for blind corners behind safety barriers.
  - ✓ **Crossings:** Improves safety in and around crossings.
  - ✓ **Safety barriers:** Notifies operators and workers about areas beyond safety barriers with limited visibility.
  - ✓ **Safety gates:** Replaces heavy and costly safety gates with Zonr sensors at entrances.
- 
- A background image showing a top-down view of a construction site. A large red circular area represents a virtual exclusion zone or sensor field. Two small figures of workers in high-visibility vests are visible within this field. One worker is near a red concentric circle, and another is further away. The ground is a mix of dirt and gravel.

# What's in the Standard Kit?

- ✓ Base (x1)
- ✓ Sensors (x2)

## Complete with accessories:

- ✓ USB charging cables
  - ✓ Waterproof case
  - ✓ Suction mounts
  - ✓ Batteries
  - ✓ Cable ties
  - ✓ Magnets
- 
- Arm Tags (x5) are sold separately with charger
  - Sensors (x4) are included in the Large Kit





# Base installation is simple



1. Attach to the inside of the plant
  2. Scan the QR code
  3. Set it up on the portal in minutes
- ✓ Plug and play
  - ✓ Battery powered
  - ✓ Re-charge using the USB port

# Attach sensors to extremities

1. Attach to the extremities of plant
2. Scan the QR code
3. Set it up on the portal in minutes

- ✓ Plug and play
- ✓ Battery powered
- ✓ Increases your detection range
- ✓ Shuts down after 30 minutes of inactivity







# Zonr Tags

**Personnel wearing tags are alerted once they walk inside a virtual zone**

- ✓ **Vibration & audible alerts upon incursion**
- ✓ **5-day battery life**
- ✓ **Rechargeable**
- ✓ **Elastic and size-adjustable armband holder**



# Special Modes

## 1. Bucket Down Mode

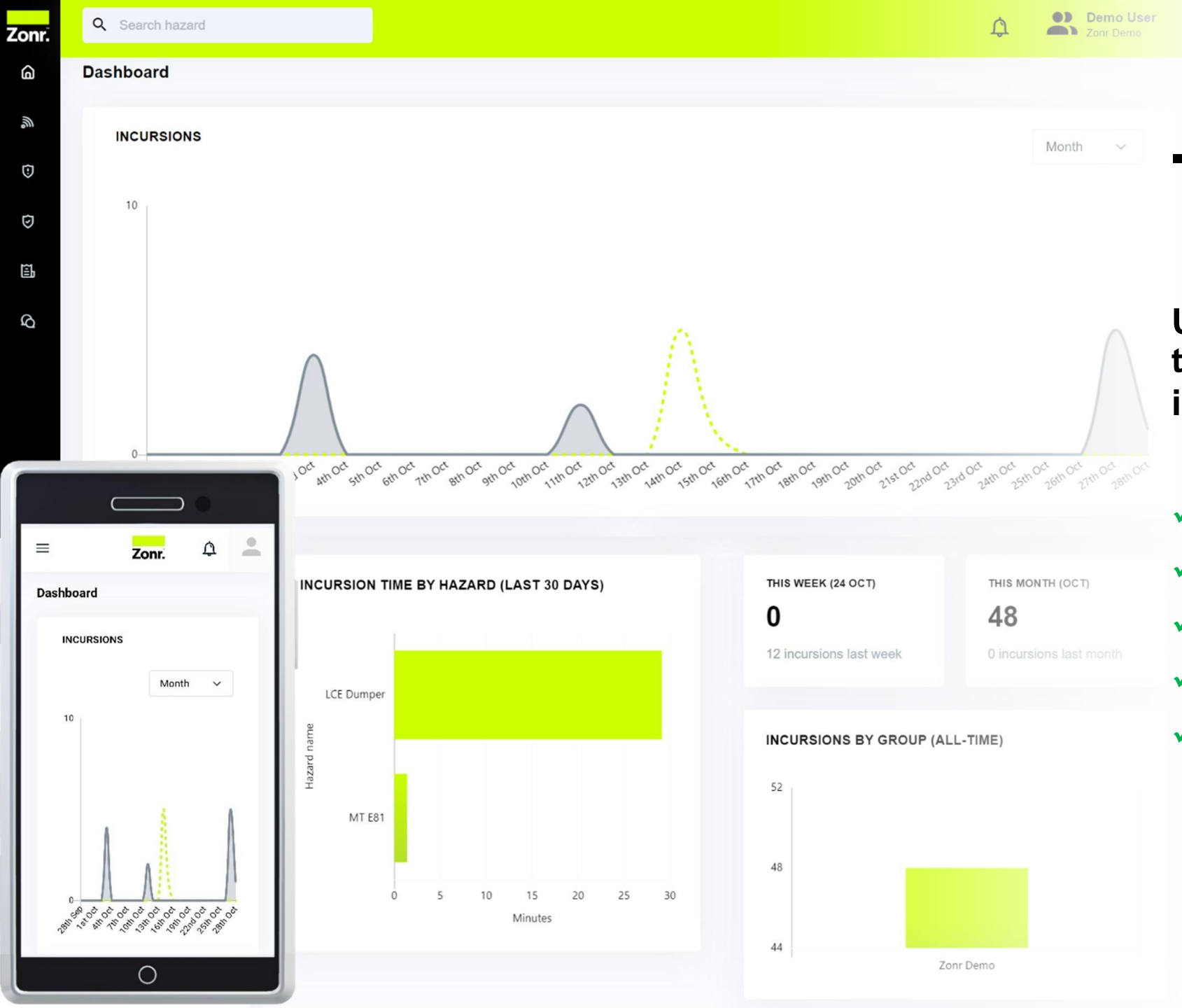
When the plant is safe and not in use, operators can set Zonr into this mode to allow workers to operate safely alongside the plant

## 2. Approved Incursion Mode

Operators can permit access to personnel into the zone without alerting the Tag

- Bucket down mode is disabled after 5 minutes
- Usage of either mode is recorded on the portal





# The Zonr. Portal™

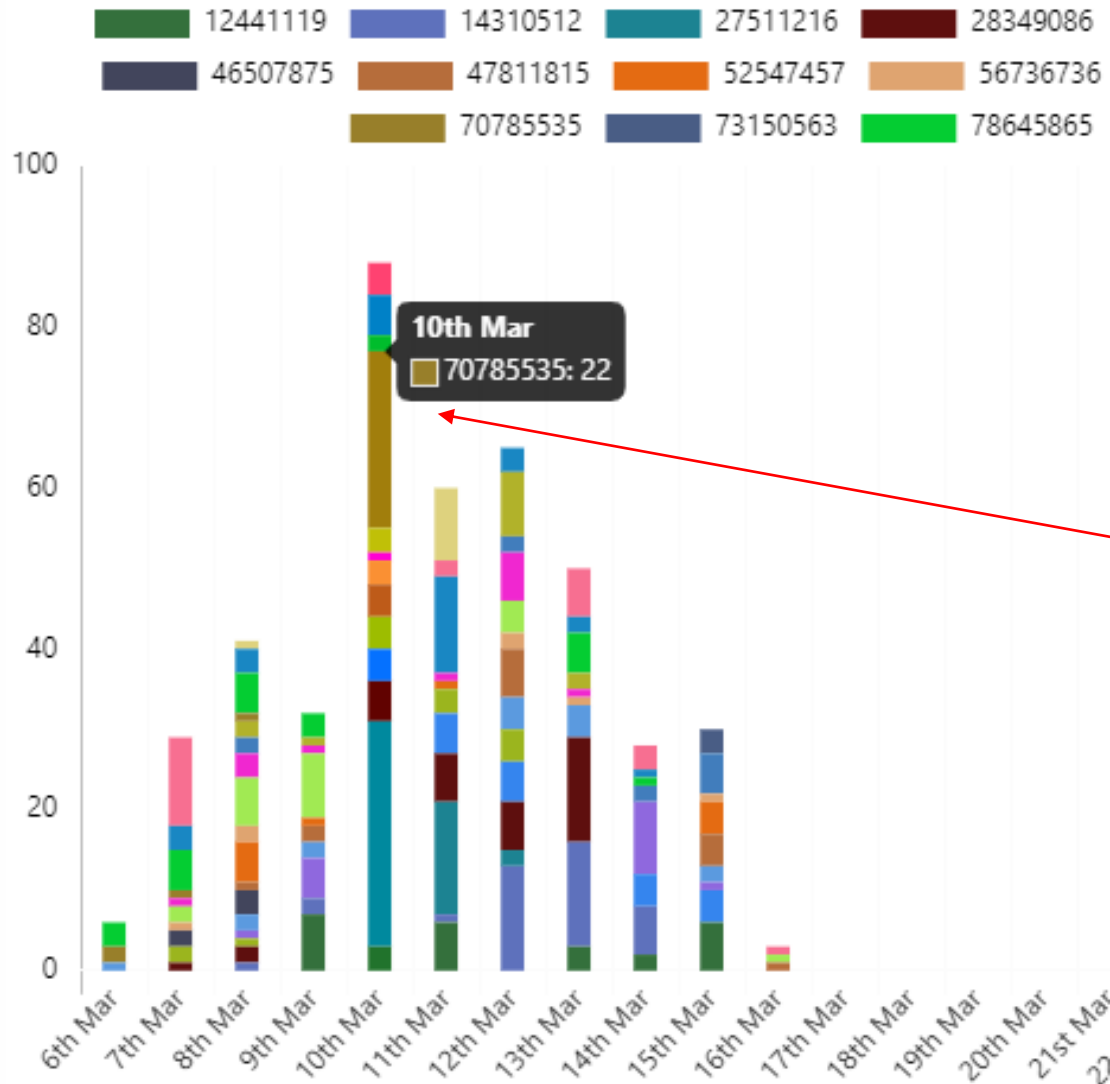
Use the Zonr portal to identify trends in incursion data and improve your safety procedures.

- ✓ Web portal
- ✓ Incursion detail
- ✓ Incursion trends
- ✓ Plant location data
- ✓ Access on PC, tablet and mobile



## INCURSION COUNT PER TAG

Show/hide all



## The Power of Data Analysis

1. Data recorded from Zonr can be used to proactively identify increased risks.
2. Use the data to proactively initiate changes before accidents happen.

## Example Findings:

- Risk level elevated on certain days (e.g. 10/03).
- Particular tags were re-offenders and are higher risk (e.g. 70785535).

## Example Action:

- ✓ Investigation took place to understand why there were 22 incursions.
- ✓ High risk tag wearer was re-trained on safety procedures.



**Zonr.**<sup>TM</sup>

- ✓ **10-Minute Install**
- ✓ **Plug & Play System**
- ✓ **Cost-effective & Low Maintenance**
- ✓ **Analyse Data Online**
- ✓ **Simple to use & intuitive setup**
- ✓ **No hard-wiring**
- ✓ **Easily transferrable between plant**
- ✓ **Reliable & robust proximity warning system**




# Book in a Meeting With Paul Today



Click Here



Follow us on  
**LinkedIn**



**Paul B. Zonr**  
Spreading the word about Zonr Safety



**Paul B. Zonr** • 1st  
Spreading the word about Zonr Safety  
2w •

There are many PPI solutions out there in the market, yet, many of them are hard wired into the plant. That's where we're different.

We are among the very few who offer a hassle-free installation without the need for hard wiring.


With [Zonr Safety](#), there's no plant shutdown, no lost opportunity cost, and no administrative nightmares in coordinating with engineers.

In fact, Zonr can be installed by anyone and in six simple steps:

- 1 Scan the QR code on the Zonr Base
- 2 Add hazard information and set exclusion zones
- 3 Position the Base and choose the distance
- 4 Assign sensors for extended coverage (if needed)
- 5 Complete the setup

Reconfiguring is a breeze too - just scan the QR code and make changes as required. [S](#)

Protect your team in no time with Zonr. Learn more below! [👉](#)  
[#Zonr](#) [#SafetyFirst](#) [#PlantProximitySolution](#) [#EasySetup](#) [#WorkplaceSafety](#) [#Safety](#)



Enquire On Our Website Here: <https://zonr.com/zonr-plant-proximity-solution/>